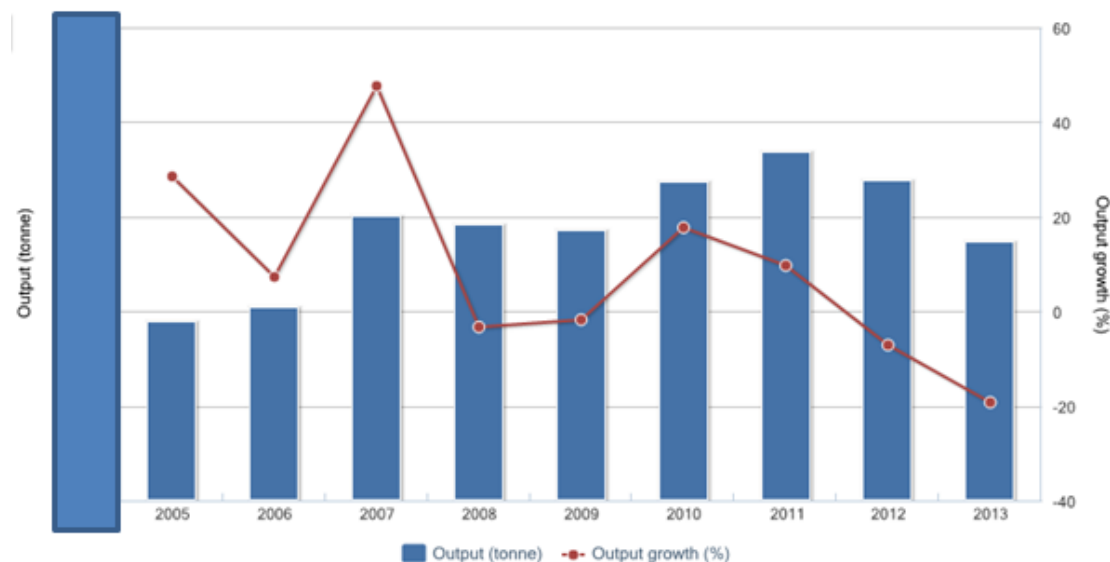


Key data/information in this sample page is hidden, while in the report it is not.

## 1 Supply of pinene in China

### 1.1 Production, 2005-2013

Figure 1.1-1 Output of pinene in China, 2005-2013

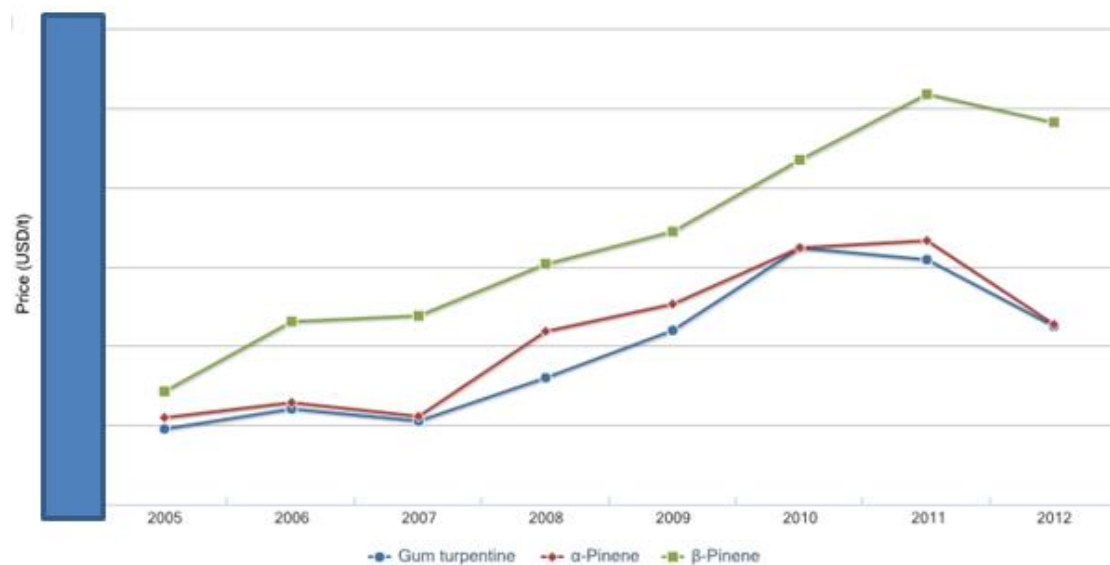


Source: CCM

## 2 Price of pinene

### 2.1 Price, 2005-2012

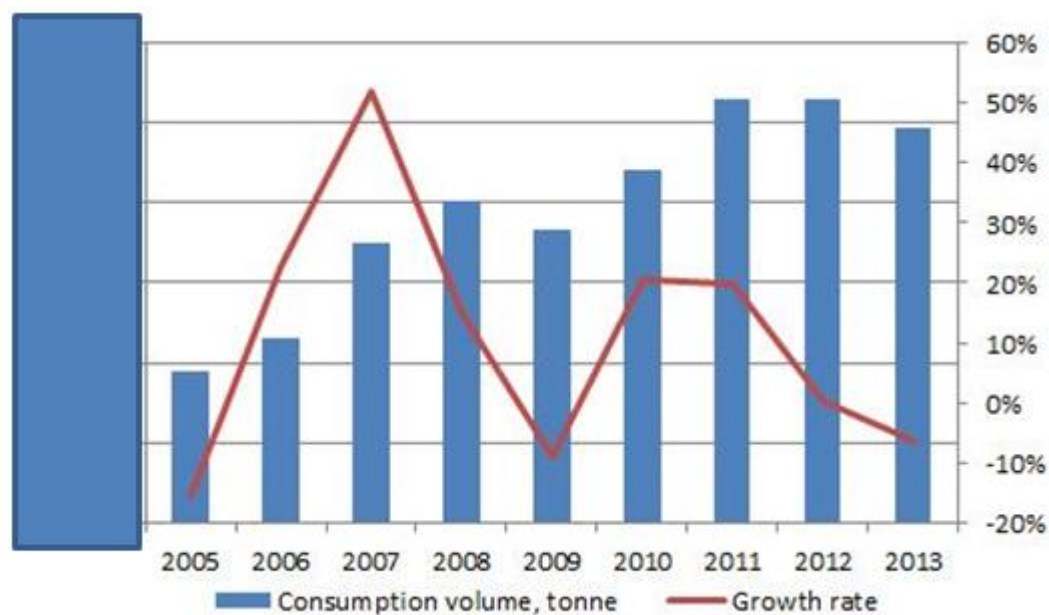
Figure 2.1-1 Annual market price change of  $\alpha$  and  $\beta$ -pinene in China, 2005-2012



Source: CCM

#### 4 Consumption of pinene in China, 2008-2013

Figure 4-1 Apparent consumption of pinene in China, 2005-2013



Source: CCM

#### 4.1 $\alpha$ -Pinene

##### 4.1.2 Brief introduction of major derivatives of $\alpha$ -pinene

Table 4.1.2-2 Active synthetic camphor producers in China, 2013

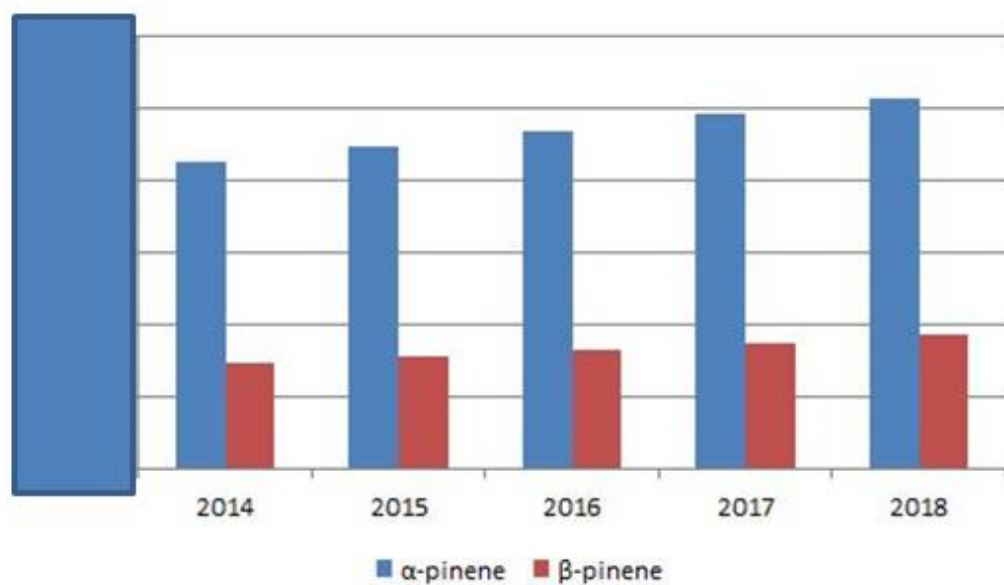
No.	Company	Status	Capacity, t/a
1.		Active	
2.			
3.			
4.			2,000
5.	Jiangxing Dongping Fragrances Co., Ltd.		
Total			

Source: CCM

## 6 Future forecast

### 6.2 Outlook of pinene, 2014-2018

Figure 6.2-1 Forecast on output of  $\alpha$ -pinene and  $\beta$ -pinene in China, 2014-2018, tonne



Source: CCM